



Main Features:-

- ◆ Flanged PN25/40
- ◆ Cast Iron Epoxy Coated Body
- ◆ Temperature -20°C to 400°C
- ◆ Mesh Sizes: ½" to 2" 1.0mm, 2½" & 3" 1.25mm, 4" to 6" 1.6mm

*Temperature and pressure determined by valve body, seat etc.



Suitable Applications & Approvals:



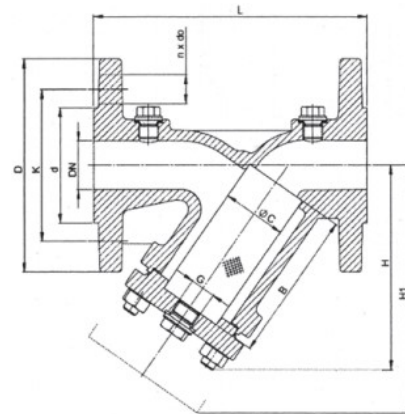
SERIES: 30173

MANUFACTURER: **AVOL**
INDUSTRIAL VALVES

Name

Materials

Body	Cast Iron
Bonnet	Cast Iron
Screen	SS 1.4301
Supporting Bonnet	SS 1.4301
Studs	8.8-A2A
Hexagon Nut	SCF 151-2
Emptying Screw	C35E
Plug Gasket	A4 1.4571
Bonnet Gasket	CrNiSt—Graphite
Plug	C35E



VALVE DIMENSIONS

DN	L	D	d	K	n x do	H	H1	G	Kg	Kv	C	B
15	130	95	45	65	4x14	90	135	3/8	2.7	5.7	23	56
20	150	105	58	75	4x14	100	160	3/8	3.6	10.4	28	68
25	160	115	68	85	4x14	115	180	3/4	4.5	16.4	36	85
32	180	140	78	100	4x18	135	215	34	6.3	27.3	42	98
40	200	150	88	110	4x18	150	240	1	8.7	42	50	114
50	230	165	102	125	4x18	160	250	1	11	64.7	61.5	119
65	290	185	122	145	8x18	180	285	1	18.5	98	78.5	134
80	310	200	138	160	8x18	215	330	1	23.5	149	89.5	149
100	350	235	162	190	8x22	240	395	1 1/2	33	234	109.5	169
125	400	270	188	220	8x26	280	455	1 1/2	54	376	137.5	199
150	480	300	218	250	8x26	330	525	1 1/2	75	454	160	224



T +44 (0)1386 552369

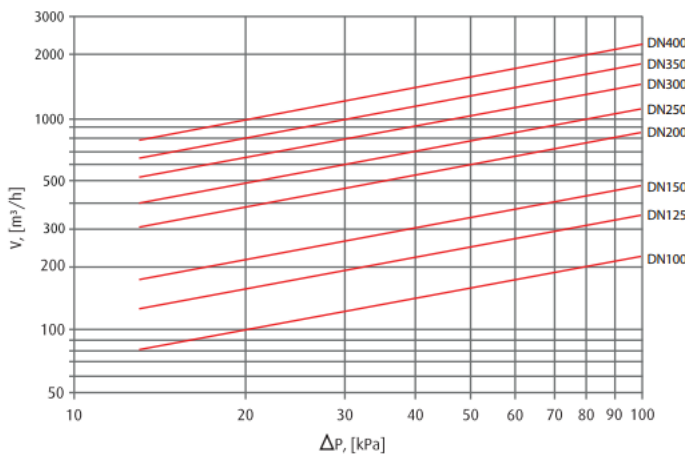
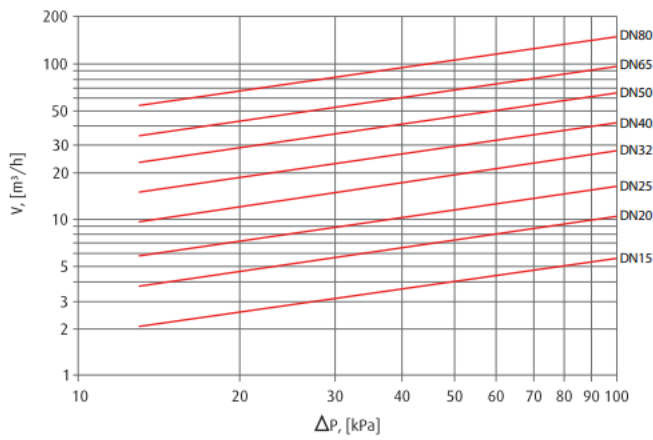
W www.allvalves.co.uk

E sales@allvalves.co.uk

F +44 (0)1386 554227



Pressure Loss Chart



Cover Gasket Dimensions

DN	Dz	Dw
15	46	36
20	46	36
25	56	46
32	68	56
40	79	68
50	87	75
65	102	90
80	122	110
100	135	120
125	170	151
150	195	175

VALVE DIMENSIONS

ALL VALVES ONLINE

